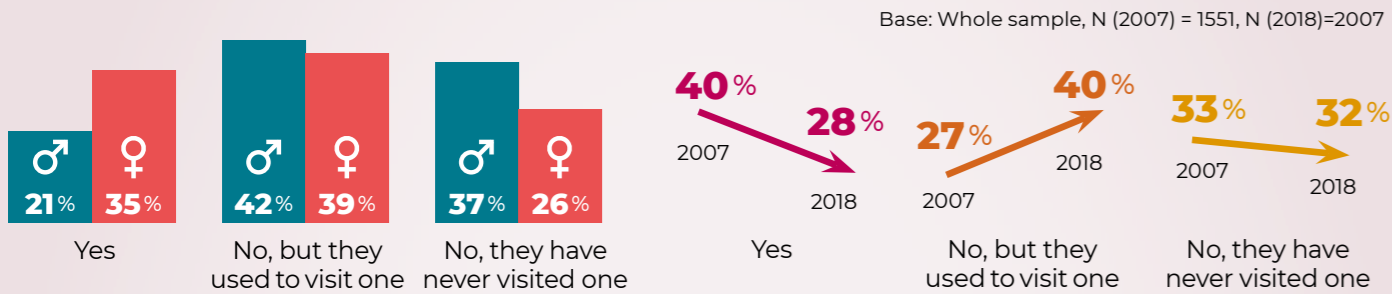
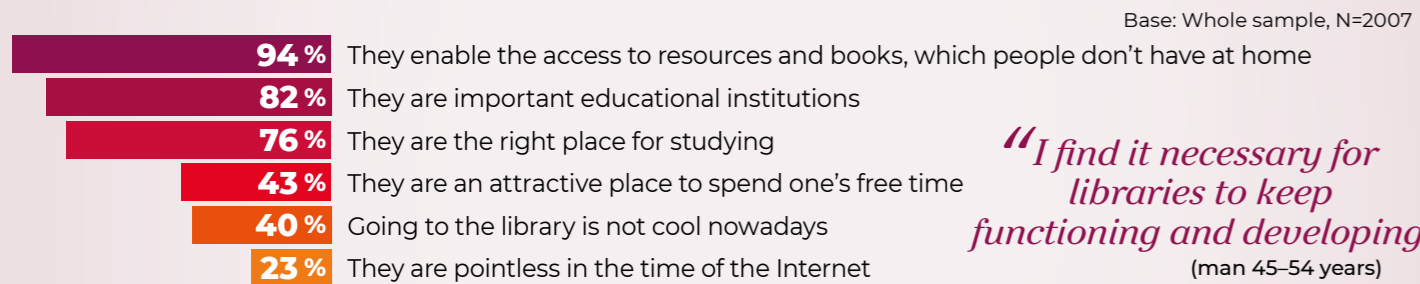


# Public libraries

## Visiting the public library in the last year

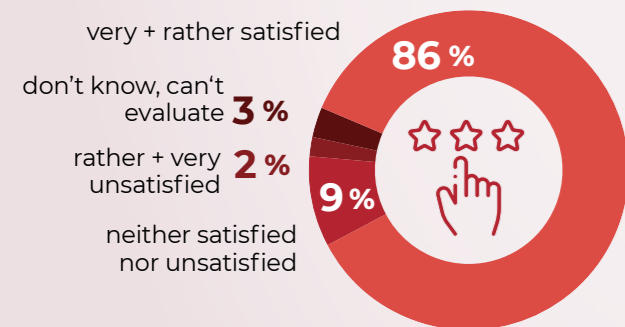


## What do we think about libraries?



## Satisfaction with the offer of books and services

Base: Those who visited the public library in the last year, N=570



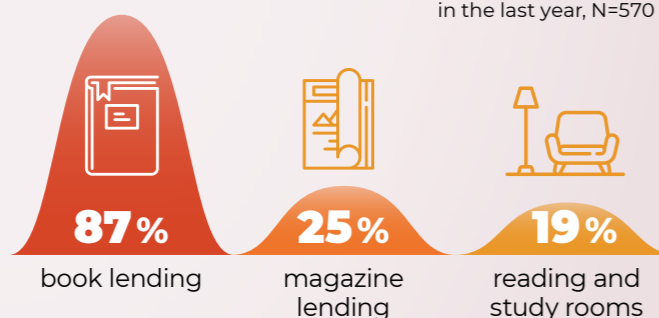
## High satisfaction with the services is rising



Base: Those who visited the public library in the last year, N (2007)=621, N (2010)=588, N (2016)=509, N (2018)=570


## TOP 3 most used library services

Base: Those who visited the public library in the last year, N=570



## What other service could libraries offer?

Coffee or snack shop were mentioned most often




Base: Whole sample, N (2013)=1584, N (2018) = 2007

# Popular literature

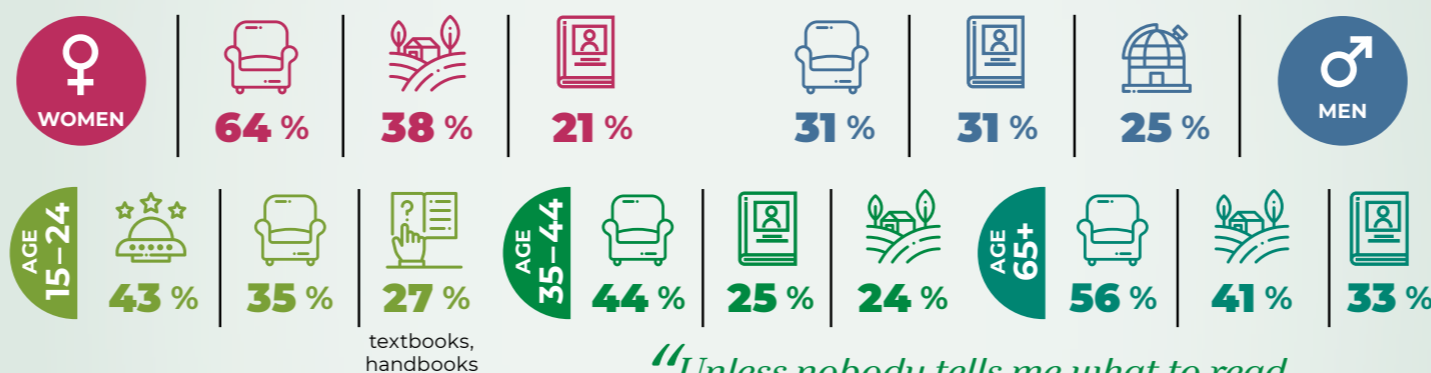
## What do we prefer to read?

Base: Those who have read a book in the last year, N=1575



## ...but we are not all the same...

Base: Those who have read a book in the last year, N=1575



*"Unless nobody tells me what to read, then reading is fine."*  
(man 25-34 years)

## Most popular authors

Base: Those who have a most favourite author, N=540

E. M. Remarque  
Danielle Steel  
Jo Nesbø  
J. K. Rowling  
Michal Viewegh  
Stephen King  
Agatha Christie

## Most popular books

Base: Those who have a most favourite book, N=522

Harry Potter  
The Witcher  
The Good Soldier Schweik  
Vinnnetou  
50 Shades of Grey trilogy  
Lord of the Rings  
The Egg and I

Source: Survey of Readers and reading in 2018, National Library/Nielsen Admosphere, general population aged 15+ , N=2007, May-June 2018. The Survey was conducted by means of personal computer-aided interviewing (CAPI). Data from surveys Readers and reading 2007, 2010, 2013. National Library.



National Library of the Czech Republic



MINISTRY OF CULTURE CZECH REPUBLIC



Ústav pro českou literaturu AV ČR  
Institute of Czech Literature of the CAS

nielsen | ADMOSPHERE

# Readers and reading in the Czech Republic


(population aged 15+)

# 2018

## Attitudes to reading

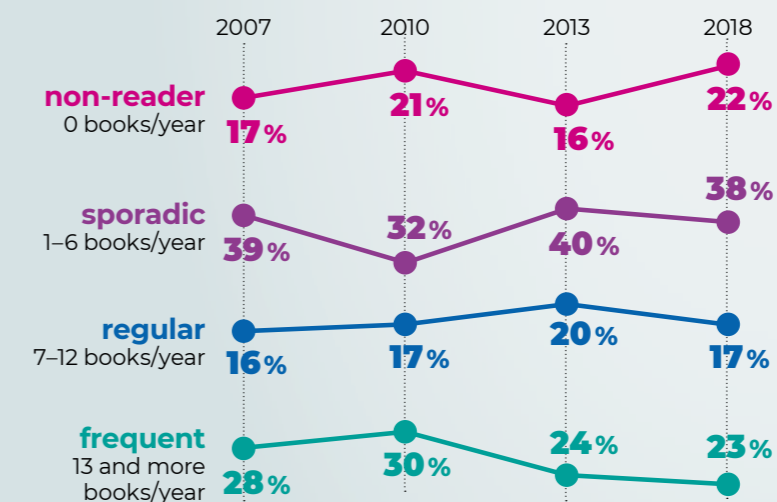
### In the Czech population we can currently find:

Base: Whole sample, N=2007



### Different types of readers over the years

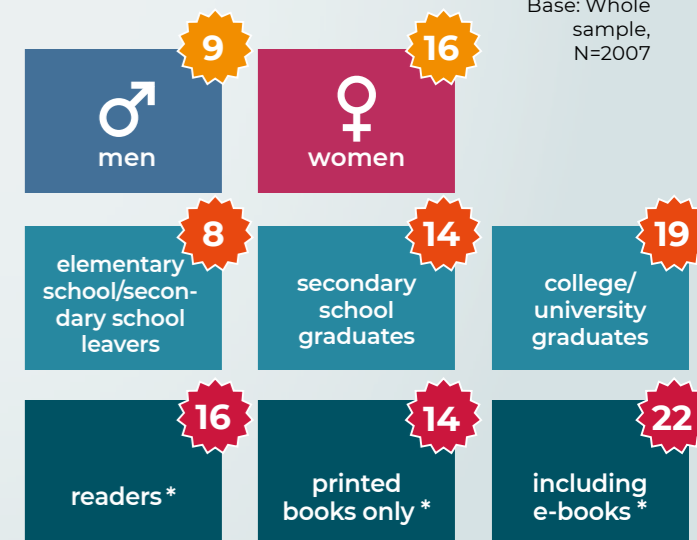
Base: Whole sample, N (2007)=1551, N(2013)=1584, N (2018)=2007



*"There would be no knowledge without books."*  
(man 45-54 years)

### How many books on average do they read per year?

Base: Whole sample, N=2007



\*Those who have read a book in the last year.

*"It's probably bad not to read books, I will try to change it."*  
(man 55-64 years)

# Selection and ways of acquiring books

## Ways of acquiring printed books\* / an average number of books acquired in the following way (in the last year)

Base: \*Those who at least occasionally read printed books, N=1553. \*\*Those who acquired printed books in the following ways, N=various



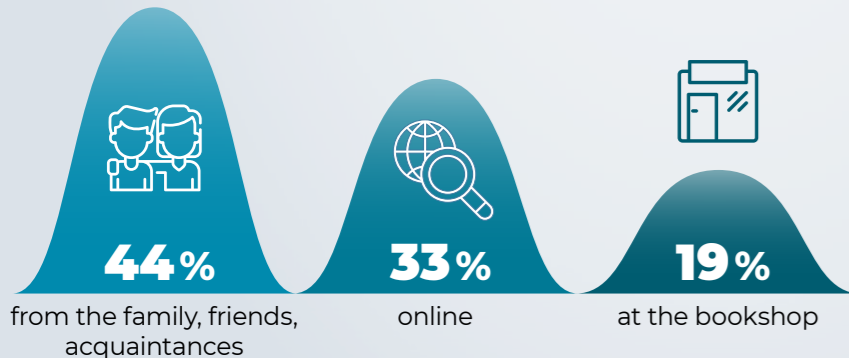
## We buy printed books most often

Base: Those who bought books in the last year, N=860



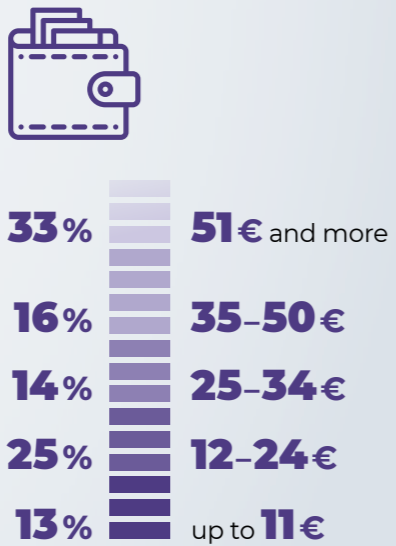
## How do we get the info about books

Base: Whole sample, N=2007



## We have spent on books in the last year

Base: Those who bought printed or an e-book, N=881



*"More available information about the offer of new books for good, reasonable prices."*  
(woman 45-54 years)

# Family, school, library

## Reading aloud in childhood

Base: Whole sample, N=2007



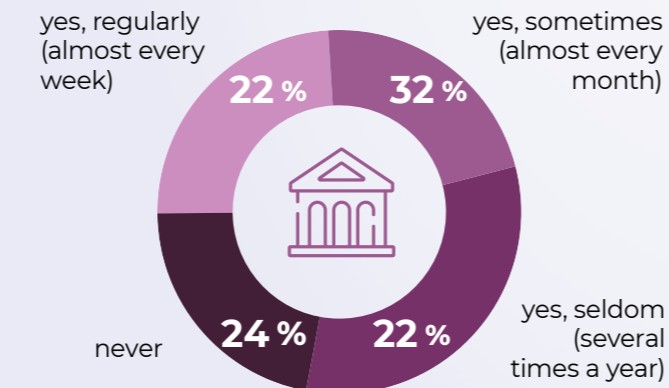
## Books as a gift

Base: Whole sample, N=2007



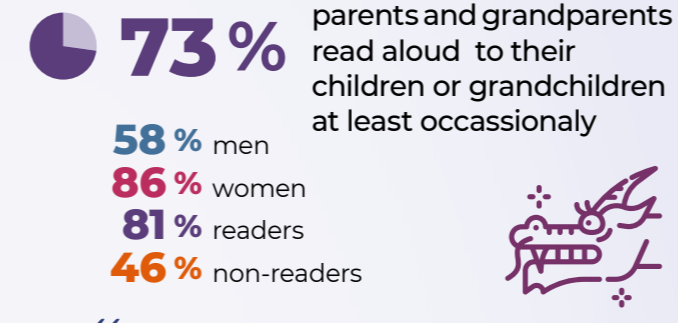
## Did we go to the public library as children?

Base: Whole sample, N=2007



## Reading aloud to children

Base: Parents and grandparents, N=1438

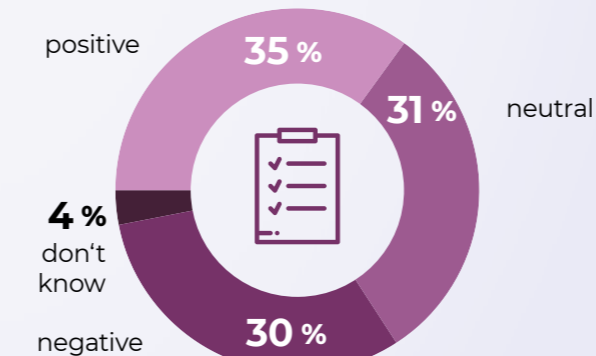


*"Encourage parents to read to their children."*  
(woman aged 65+)

## Attitude to compulsory school reading in childhood

Base: Whole sample, N=2007

*"They should read more interesting books in school. They don't enjoy reading the prescribed books and thus reading becomes boring for them."*  
(woman, 35-44 years)

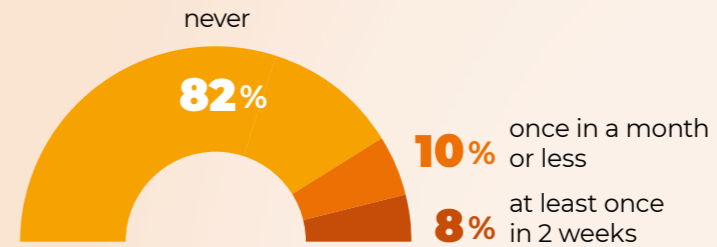


*"There should be more space in school for kids to express their opinion on books."*  
(man 15-24 years)

# e-Books and audiobooks

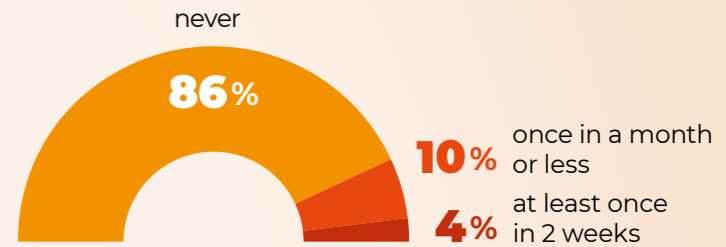
## How often do people read e-books?

Base: Whole sample, N=2007



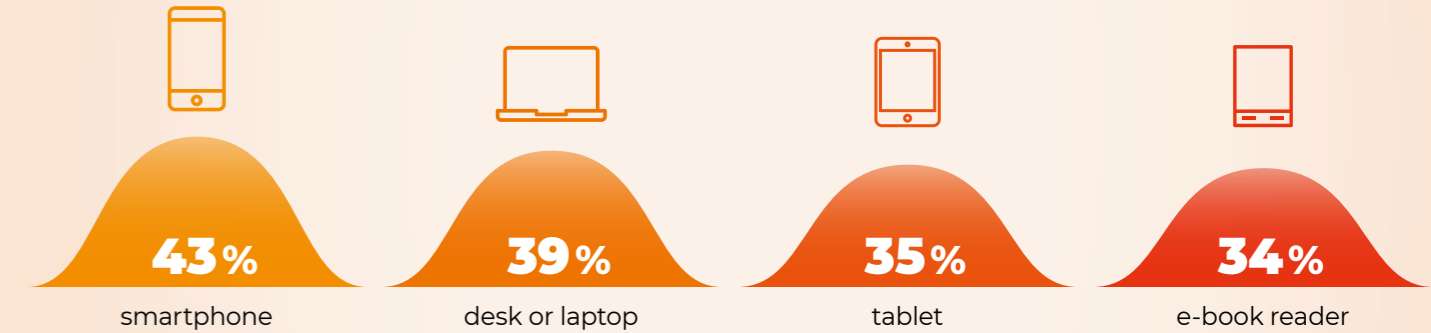
## How often do people listen to audiobooks?

Base: Whole sample, N=2007



## Devices used for reading e-books

Base: they read e-books at least seldom, N=375



*"Families read less in times of the Internet."*  
(Woman 55-64 years)

*"I don't appreciate any e-book readers, the book is the book."*  
(Woman 25-34 years)

## The most common ways of acquiring e-books in the last year

Base: they read e-Books at least seldom, N=375

